

入試説明会/Briefing 2025/5/17（オンライン&対面）

- 12:30- : 現地 複雑理工学専攻講義室 受付開始
/Opening of the department's lecture room as a viewing room
- 13:00-13:15 質疑応答 *チャットを使用 /Q and A via Chat
(あらかじめ当サイトにある全体説明の動画を見ておくこと
/Watch briefing video on our website beforehand)
- 13:30- : 研究室説明会/Lab briefing
(オンライン: 4つのブレイクアウトルーム/online, 4-parallel)
- 15:00頃から17:00: 個別研究室見学/Lab visits
(各研究室で対面 and/or オンライン/ Onsite and/or online)
- 18:00: 閉館/Close

柏キャンパスに来られる方は、このページのスクリーンショットを保存しておくことをお勧めします。

We recommend saving a screenshot of this page on your device, if you are planning to visit Kashiwa Campus

13:30- 研究室説明会

	1 班（アストロバイオ＆ 脳・バイオ）	2班（脳・バイオ＆複雑 系）	3班（複雑系＆極限（ナ ノ・核融合））	4班（極限（ナノ・核融 合）＆アストロバイオ）
13:30	吉川・吉岡研	青西研	杉山・横矢研	江尻・篠原・辻井研
13:35		藤澤研		
13:40			今村・青木研	
13:45	林研	藤堂研		
13:50				田中研
13:55	篠田・牧野研	佐々木研		
14:00			青西研	吉川・吉岡研
14:05	藤澤研	藤堂研		
14:10			杉山・横矢研	今村・青木研
14:15	林研	田中研		
14:20			郡・小林・泉田研	
14:25				
14:30				
14:35				
14:40				
14:45				
14:50				
14:55				
15:00				
15:05				
15:10				

上記、研究室説明会までは、柏キャンパス基盤棟2階複雑理工学講義室で視聴できます。終了後、次ページの個別研究室見学にご参加ください。

You can listen to the briefing and the above lab briefing in the Lecture Room on the 2nd floor. After the lecture, please participate in the individual laboratory tour on the next page.

UTokyo-Guest Wi-Fi

How to Use the Guest Wi-Fi through Self-registration

Overseas guests involved in business or projects at UTokyo are able to use UTokyo-Guest while at the university, in addition to the individual Wi-Fis for meetings as well as eduroam. UTokyo-Guest uses "FREE Wi-Fi PASSPORT", a free Wi-Fi service provided by SoftBank for tourists visiting Japan. Therefore, the registration method for UTokyo-Guest is same as that for FREE Wi-Fi PASSPORT, and that require your mobile phone. You must agree to the terms and conditions of both UTokyo-Guest and FREE Wi-Fi PASSPORT before you begin its use. This service may be suspended, terminated or changed without prior notification.

If you have an international roaming mobile phone :

In order to register, you must select SoftBank as your roaming provider in Japan and call the dedicated phone number. Depending on your global roaming contract, the service may not be available. Therefore, please check whether or not you can select SoftBank in advance by going through the following steps.

For Android, Tap "Settings"->Tap "Cellular networks"->Tap "Network operators"->Tap "SoftBank".

For iPhone, Tap "Settings"->Tap "Carrier"->Turn "Automatic" off->Tap "SoftBank".

1. If the above settings are ok, connect your device to UTokyo-Guest Wi-Fi and open the login page using a web browser.
2. Click "Registration" on the English/Chinese/Korean login page (not the Japanese page as that is only for domestic mobile phone users). Follow the instructions provided, 1) select "SoftBank" as your roaming provider, 2) call the dedicated number*, and 3) get your password from the English/Chinese/Korean audio guidance.
3. Your login ID is your phone number with a country code.
4. Once you have registered, you can connect to UTokyo-Guest and other public FREE Wi-Fi PASSPORT spots in Japan for 2 weeks (SSID: .FREE_Wi-Fi_PASSPORT).

Country code	1
Phone number	XXXXXXXXXX
Login ID	1XXXXXXXXXX
Password	1234

Example: For a USA phone number (international roaming mobile phone)

**A toll-free number. But charges may apply, depending on the mobile provider.*

If you have a domestic mobile phone :

The service is also available on domestic mobile phones with numbers beginning with 070, 080, or 090. The service may not be available depending on your particular contract, for instance prepaid contracts, etc.

1. Connect your device to UTokyo-Guest Wi-Fi and open the login page using a web browser.
2. Click "初めての方はこちら" on the Japanese login page (not the English/Chinese/Korean page as those are for international roaming mobile phone users only). Follow the instructions provided, 1) call the dedicated number, and 2) get your password from the Japanese audio guidance.
3. Your login ID is your phone number.

Phone number	XXXXXXXXXX
Login ID	XXXXXXXXXX
Password	1234

Example: For a domestic phone number

For more information, please visit the FREE Wi-Fi PASSPORT official page.

<http://www.softbank.jp/en/mobile/special/freewifi/> (For overseas guests using international roaming mobile phone)

<http://www.softbank.jp/mobile/network/wifispot/wifi-router/freewifi/domestic-operators/> (For domestic users)

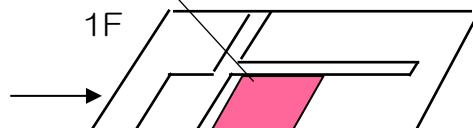
***) You can use eduroam if you have been given your account by "your university"**

個別研究室見学/ Lab Visits (2025/5/17 15:00-)

地図/Map

1-4 江尻/辻井研
Ejiri/Tsuji lab.

1F



基盤科学実験棟

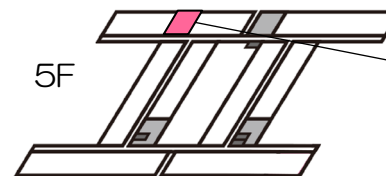
Transdisciplinary Sciences
Laboratory building



基盤棟

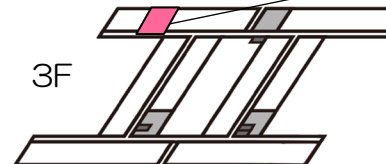
Transdisciplinary
Sciences main
building

5F



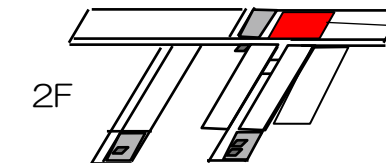
5H6-2 林研 Hayashi lab.

3F



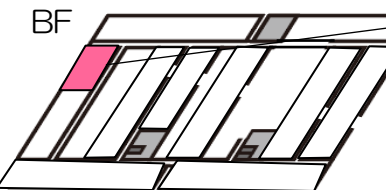
3H6 青西研 Aonishi lab.

2F



講義室 視聴室
Viewing room

BF



BH8 吉川・吉岡研
Yoshikawa/Yoshioka lab